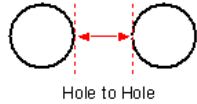

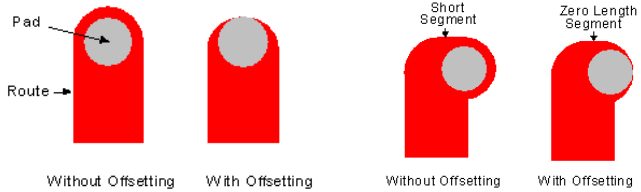
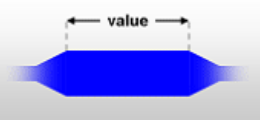



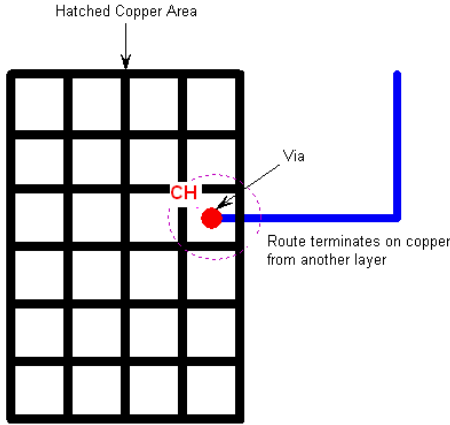
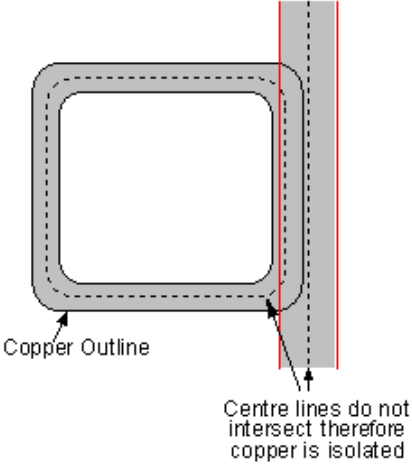
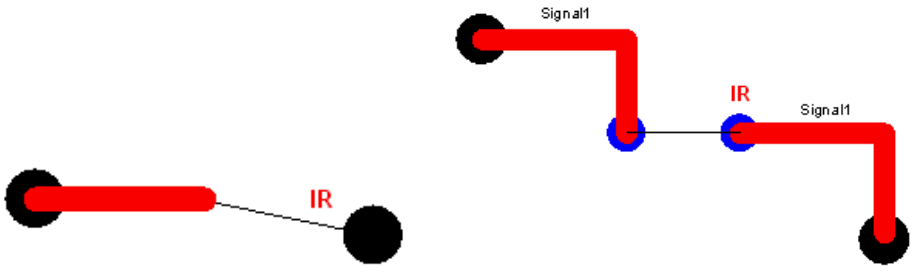


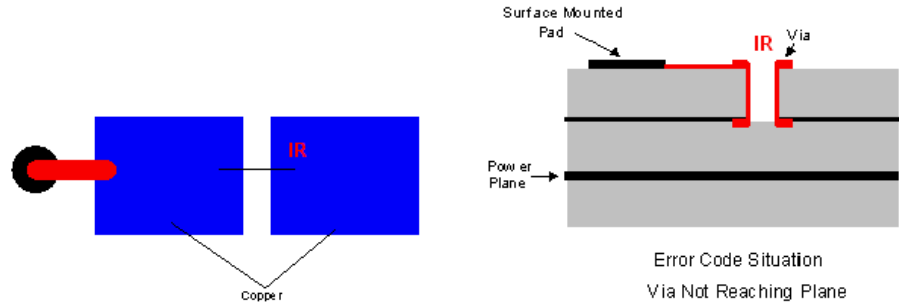
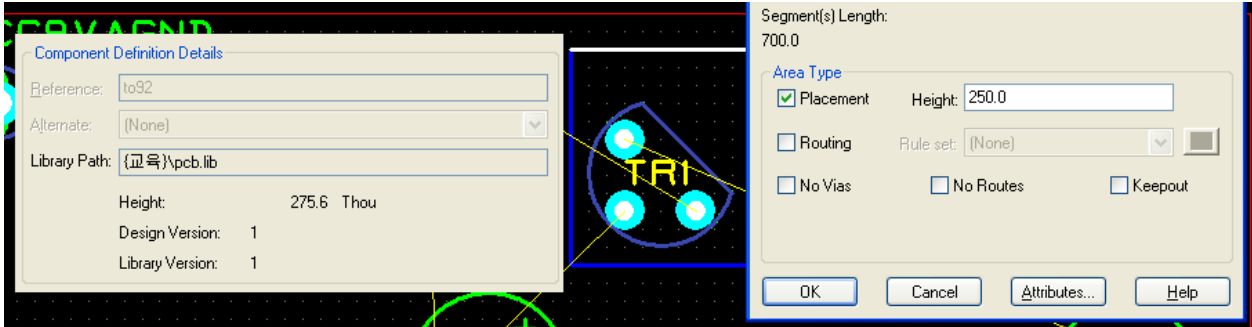
캐드스타 설계규정 지정과 Error Code와의 관계 - Manufacturing

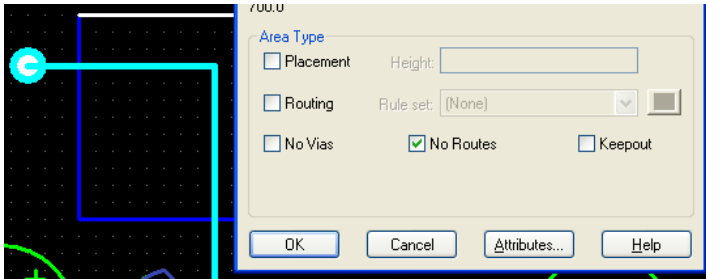
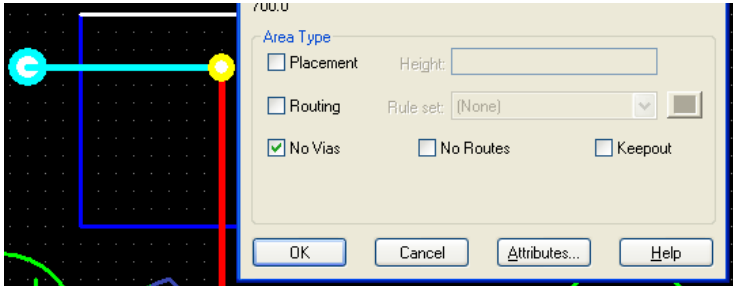

2. Manufacturing

Error Code	Error Code 상세 설명	CADSTAR Assignment Setting 값과 Check 기준
DD	Drill Holes Too Close	<p>Hole To Hole:</p>  
RO	Route Offset	
SS	Width Change Seg Too Short	 

		 <p>Minimum Thinner Track Length (Default) <input checked="" type="checkbox"/> 25,0 Manufacture</p>
TS	Thin Route Segment	 <p>Thin Route Width (Default) <input checked="" type="checkbox"/> 6,0 Manufacture</p>
CH	Copper Hatching Isolation	 <p>Hatched Copper Area</p> <p>Via</p> <p>CH</p> <p>Route terminates on copper from another layer</p>
IC	Isolated Copper	

		 <p>Copper Outline</p> <p>Centre lines do not intersect therefore copper is isolated</p>
<p>IR</p>	<p>Incomplete Routing</p>	 <p>Signal1</p> <p>IR</p> <p>Signal1</p> <p>IR</p>

		
<p>AC</p>	<p>Height Clearance</p>	

<p>TK</p>	<p>Area No Routes</p>	
<p>AV</p>	<p>Area No Vias</p>	
<p>AK</p>	<p>Area Keepout</p>	

--	--	--

이 기술자료 내용에 관한 문의사항이 있으시면 아래로 연락 주시기 바랍니다.

김은영 팀장 / 02-6961-5480 / 010-4801-0459 / cadstar@dmsscadstar.co.kr